

## Long Sleeve Essential Tee. PC61LS



Nothing beats this traditional t-shirt in comfort, versatility and casual style.

- 6.1-ounce, 100% soft spun cotton
- 98/2 cotton/poly (Ash)
- 90/10 cotton/poly (Athletic Heather)
- Removable tag for comfort and relabeling

### CARE INSTRUCTIONS

Machine wash cold, inside out with like colors. Only non-chlorine bleach when needed. Tumble dry medium. Do not iron.



front



back

### HOW TO MEASURE



#### CHEST WIDTH



























Measure under the arm and around the fullest part of the chest with arms down, keeping tape horizontal.

### SIZE CHART

	S	M	L	XL	2XL	3XL	4XL
Chest	35-37	38-40	41-43	44-46	47-49	50-53	54-57

### COLOR INFORMATION

Please note: PMS code information is shown only when an exact match is available.

 Aquatic Blue PMS 2389C	 Ash	 Athletic Heather	 Athletic Maroon PMS 209C	 Cardinal PMS 7638C	 Charcoal PMS COOL GRAY 11C	 Dark Chocolate Brown PMS 412C	 Dark Green PMS 560C	 Deep Navy PMS 532C	 Gold PMS 137C	 Jet Black PMS BLACK C
 Kelly PMS 340C	 Light Blue PMS 278C	 Lime PMS 367C	 Natural PMS 9185C	 Navy PMS 2380C	 Orange PMS 172C	 Purple PMS 7672C	 Red PMS 200C	 Royal PMS 2133C	 Sand PMS 2312C	 Sangria PMS 2046C
 Stonewashed Blue PMS 2157C	 Stonewashed Green PMS 7538C	 White	 Yellow PMS 127C							